



The Sullair AF System – Portable Instrument Quality Air

300 to 1600 cfm
8.5 m³/min to 45.3 m³/min


SULLAIR
Always air. Always there.™

The Sullair AF System – Instrument Quality Air

Clean, Instrument Quality Air, Wherever You Need It

An Innovative System

In today's industrial and construction workplaces, there is an increasing need for extremely clean, high quality compressed air that can be produced on-site. To meet this need, Sullair has developed the AF System. This innovative portable compressed air system delivers instrument quality air, conveniently and cost effectively, wherever it is needed.

Instrument Quality Air

The Sullair AF System includes portable rotary screw compressors from 300 cfm up to 1600 cfm and rated pressures from 100 psig up to 200 psig. This system delivers aftercooled and filtered compressed air that meets or exceeds ISO 8573-1: Class 1.7.1 quality standards. (See chart on page 3.) Sullair has offered the AF System since 1995.

Wide-Ranging Applications

The AF System's high quality air is ideal for instrumentation, process equipment and other sophisticated industrial applications. A mobile unit, the AF System is a convenient source of supplemental, replacement and emergency plant air. On construction sites, this system provides clean, instrument quality air for media blasting, painting and protective coating applications.

A Completely Portable System

System Components

The AF System consists of a specially designed Sullair portable compressor with a built-in high-capacity, low-approach aftercooler, a water-condensate trap and a highly efficient contaminant removal system.

The contaminant removal system includes primary and secondary filters with condensate traps. The primary filter is a coalescing type filter which captures and removes particles down to 1.0 micron and larger in diameter, and maximum remaining aerosol content at 0.5 PPM. The secondary filter is a high efficiency coalescing type which removes particulate to 0.01 micron and larger in diameter, and maximum aerosol content of 0.01 PPM.

Dual Function System

The Sullair AF portable compressor has two service valves: one for standard air and one for instrument quality air. This dual valve system eliminates the need for a second compressor that might be required for standard-air-only applications.

Automatic Drain Valve

The AF System's large capacity water-condensate trap features an automatic drain valve that continuously releases water while the machine is operating.

Enclosed for Protection—All system components are located within the enclosure for weather and damage protection.



Why Air Filtration is Essential

Atmospheric Contamination

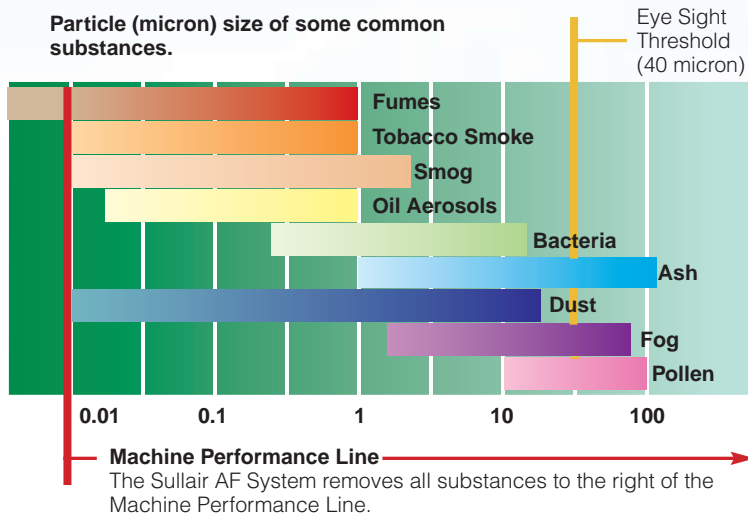
Under normal circumstances, the atmosphere contains dirt, water and hydrocarbon vapor from unburnt fuels and industrial processes. One cubic foot of air contains approximately 4 million particles—80% of them 2 microns or less in size. Since a compressor uses outside air, it constantly draws in atmospheric contaminants as well.

Clean Air, Virtually Free of Oil Aerosols

With a Sullair AF System, the air that reaches the equipment, application or process is virtually free of oil aerosols, particulates and other contaminants 0.01 and larger. (However, the system is not intended to remove carbon monoxide, methyl isocyanate or any other noxious, corrosive, toxic gases, vapors or fumes that may be in the atmosphere at the machine site.)

Completely Free of Condensate


The Sullair AF System delivers cool, compressed air that is free of condensate. In the AF portable enclosure, the compressed air leaving the aftercooler is reheated 5°F to 7°F before it leaves the machine, thus providing some buffer from the dew point. If a dew point is required, a separate dryer may be required.




Microns are Minute

A micron is one millionth of a meter, or 1/1000 millimeter. A 1.0 micron particle is invisible without magnification. (A 40-micron particle is the smallest size visible to the human eye.) Because micron particles are so small, air filtration is essential.

If .01 micron is this big...



then .1 micron is this big...



and this arc is just part of a full 1.0 micron.



When you realize it takes 10 million particles 1.0 micron in diameter to cover this 1/8 inch dot ● you can appreciate submicron particulate removal.

	ISO 8573-1: 1.7.1		
	Particle Size Class 1	Dew Point Class 7	Oil Content Class 1
Standard— Maximum Particle Size and Maximum Concentration	0.1 Micron	No Requirement	0.01 mg/cu m
Sullair AF Contaminant Removal Performance	0.01 Micron	No Requirement	0.009 mg/cu m

Portable Convenience and Instrument Quality Air – the Sullair AF System Offers Both



Sullair System Goes Anywhere

From manufacturing plants to construction sites, the Sullair AF System provides “instant” instrument quality air in any work setting.

Operates Efficiently


The Sullair AF System uses no air to operate the aftercooler or filter system. Therefore none of the system's air is consumed or lost.

Runs Quietly

The Sullair AF System meets EPA noise regulations of 76 dBA @ 7m.

Easy Start-Up

No special set-up or preparation is necessary at the work site. Normal start/run procedure is all that is required to obtain instrument quality air.



Easy-to-operate valves allow the compressor to be used for both instrument quality air (A) and standard air (B).

A—Instrument Quality Air

Particles <0.01 micron
Oil content <0.01 micron

B—Standard Air

Not aftercooled or filtered

Package Design Features of the Sullair AF Compressor:

Dependable Rotary Screw Compressor

Single-stage, fluid flooded, with cast iron housing.

Ample, Pad-Lockable Service Doors

Front, side and rear doors provide easy access.

0 to 100% Capacity Control

Automatic inlet valve and unloaded starting.

Two-Stage Dry Type Air Filters with Safety Element

Positioned to draw cool outside air.

AWF Compressor Fluid

Provides faster, easier cold weather startups. Tolerates and separates water easily. Reduced fluid carryover extends filter life.

COMPASS® Controller

The brains of the system monitors every aspect of the compressor and engine. (Not available on 300HH, 375, 375H, 375HH, 425 and 425H)

COMPASS® Controller indicates:

- Discharge pressure
- Discharge temperature
- Ambient air temperature
- Separator restriction
- Aftercooler air temperature and louver activation if equipped
- Engine speed
- Hours of operation
- Voltage
- Engine coolant temperature
- Engine coolant level
- Fuel level
- Fuel usage rate
- Fuel pressure
- Fuel temperature
- Percent engine load
- Engine air temperature
- Engine oil pressure
- Compressor and engine status

Aftercooler and Filters



Low-Approach Aftercooler with Condensate Trap

This feature is incorporated into the portable cooling system. The discharge air temperature is compatible with inlet air temperature requirements of your downstream dryer.

Primary and Secondary Filters

Filters with condensate trap remove particles and aerosols.

Differential Pressure Shutdown System for Filters

This system senses differential pressures when filters require maintenance. If there is no response, the system automatically shuts down the machine, to ensure that no contaminant or oil is allowed to go beyond the filter. (Option on 300HH, 375, 375H, 375HH, 425 and 425H)

An Environmentally Friendly Solution for Condensate Removal

Sullair's standard condensate collection-disposal system, which consists of hoses from water and filter traps routed through the belly-pan of the machine, captures the condensate and allows you to dispose of it safely.



Optional "Cold Weather-Shutter" Package

Lowers the low temperature capability to -20°F, and can be installed to operate the AF System at 35°F and below. In sub-freezing ambient conditions, the thermostatically-controlled louvers open and close automatically to maintain above-freezing air temperature within the enclosure, thereby preventing ice from forming in the aftercooler-condensate removal system.

(Not available on 300HH, 375, 375H, 375HH, 425 and 425H)



AWF and the 5-Year Air End Warranty

The Sullair portable compressor air end is warranted for 5-years or 10,000-hours, whichever comes first, when Sullair AWF fluid and genuine Sullair filters are used.

Portable compressors are usually operated and stored outside, often in extreme weather. Conventional rotary screw compressor fluids become thicker as temperatures drop. This causes a viscous drag on the rotors at startup, making it difficult for engines to generate enough power. In high temperatures and humid climates, conventional compressor fluids tend to lose viscosity and water tolerance, reducing service life.

To answer these problems, Sullair developed AWF, the All Weather Fluid. AWF allows easier cold weather starting and warm-up, while providing exceptional lubrication during hot or severe service.

Sullair Parts and Aftermarket Support

Because Sullair believes that using Genuine Sullair Replacement Parts is critical for optimum compressor performance, we make them available on a global basis. Through our computer-based system, our distributors can procure Genuine Sullair Replacement Parts for any piece of Sullair equipment in any part of the world, quickly and efficiently.

Specifications

The Sullair 300HH AF, 375 AF, 375H AF, 375HH AF, 425 AF and 425H AF Portable Air Compressors with Aftercooler, Water-Condensate Traps and Filters

MODEL	300HH AF	300HH AF	300HH AF T-2 Export Only	375 AF	375 AF	375 AF T-2 Export Only	375H AF	375H AF	375H AF T-2 Export Only	375HH AF	425 AF	425AF	425 AF T-2 Export Only	425H AF
Actual Delivery-cfm (m ³ /min)	300 (8.5)	300 (8.5)	300 (8.5)	375 (10.6)	375 (10.6)	375 (10.6)	375 (10.6)	375 (10.6)	375 (10.6)	375 (10.6)	425 (12)	425 (12)	425 (12)	425 (12)
Rated Pressure-psig (bar)	200 (14)	200 (14)	200 (14)	100 (7)	100 (7)	100 (7)	150 (10)	150 (10)	150 (10)	200 (14)	100 (7)	100 (7)	100 (7)	150 (10)
Pressure Range, mini-psig (bar)	80 (5.5)	80 (5.5)	80 (5.5)	80 (5.5)	80 (5.5)	80 (5.5)	80 (5.5)	80 (5.5)	80 (5.5)	80 (5.5)	80 (5.5)	80 (5.5)	80 (5.5)	80 (5.5)
Pressure Range, max-psig (bar)	200 (14)	200 (14)	200 (14)	125 (8.6)	125 (8.6)	125 (8.6)	150 (10)	150 (10)	150 (10)	200 (19)	125 (8.6)	125 (8.6)	125 (8.6)	150 (10)

ENGINE														
Make and Model	JD4045HF(T3)	CATC4.4(T3)	CATC4.4(T2)	JD4045HF(T3)	CATC4.4(T3)	CATC4.4(T2)	JD4045HF(T3)	CATC4.4(T3)	CATC4.4(T2)	JD4045HF(T3)	JD4045HF(T3)	CATC4.4(T3)	CATC4.4(T2)	JD4045HF(T3)
Operating Speed-rpm	2200	2200	2200	2200	2200	2200	2200	2200	2200	2200	2200	2200	2200	2200
Available Power-BHP (kw)	140 (104)	130 (97)	129 (96)	140 (104)	117 (87)	107 (79)	140 (104)	130 (97)	129 (96)	140 (104)	140 (104)	130 (97)	129 (96)	140 (104)
Displacement-in ³ (cm ³)	275 (4507)	269 (4409)	268 (4392)	275 (4507)	269 (4409)	268 (4392)	275 (4507)	269 (4409)	268 (4392)	275 (4507)	275 (4507)	269 (4409)	268 (4392)	275 (4507)
Cooling System Capacity- gal (l)	4 (15.1)	4 (15.1)	4 (15.1)	4 (15.1)	4 (15.1)	4 (15.1)	4 (15.1)	4 (15.1)	4 (15.1)	4 (15.1)	4 (15.1)	4 (15.1)	4 (15.1)	4 (15.1)
Engine Oil Capacity-Qts (l)	9 (8.5)	7.3 (6.9)	7.3 (6.9)	9 (8.5)	8 (7.6)	8 (7.6)	9 (8.5)	7.3 (6.9)	7.3 (6.9)	9 (8.5)	10 (9.5)	7.3 (6.9)	7.3 (6.9)	9 (8.5)
Fuel Tank Capacity-gal (l)	56 (211.9)	56 (211.9)	56 (211.9)	56 (211.9)	56 (211.9)	56 (211.9)	56 (211.9)	56 (211.9)	56 (211.9)	56 (211.9)	56 (211.9)	56 (211.9)	56 (211.9)	56 (211.9)
Electrical System Voltage-V	12	12	12	12	12	12	12	12	12	12	12	12	12	12
Battery Rating-CCA	1100	1100	1100	1100	1100	1100	1100	1100	1100	1100	1100	1100	1100	1100

COMPRESSOR														
Service Valves- No. & (Size)	(2) (3/4")	(2) (3/4")	(2) (3/4")	(2) (3/4")	(2) (3/4")	(2) (3/4")	(2) (3/4")	(2) (3/4")	(2) (3/4")	(2) (3/4")	(2) (3/4")	(2) (3/4")	(2) (3/4")	(2) (3/4")
Compressor Oil Capacity- gal (l)	7 (26.5)	7 (26.5)	7 (26.5)	7 (26.5)	7 (26.5)	7 (26.5)	7 (26.5)	7 (26.5)	7 (26.5)	7 (26.5)	7 (26.5)	7 (26.5)	7 (26.5)	7 (26.5)
Receiver Tank Volume- ft ³ (m ³)	2.46 (0.07)	2.46 (0.07)	2.46 (0.07)	2.46 (0.07)	2.46 (0.07)	2.46 (0.07)	2.46 (0.07)	2.46 (0.07)	2.46 (0.07)	2.46 (0.07)	2.46 (0.07)	2.46 (0.07)	2.46 (0.07)	2.46 (0.07)

DPQ PACKAGE														
Working Weight-lbs (kg)	4440 (2014)	4420 (2005)	4420 (2005)	4440 (2014)	4420 (2005)	4420 (2005)	4440 (2014)	4420 (2005)	4420 (2005)	4440 (2014)	4440 (2014)	4420 (2005)	4420 (2005)	4440 (2014)
Dry Weight-lbs (kg)	4050 (1837)	4030 (1828)	4030 (1828)	4050 (1787)	4030 (1828)	4030 (1828)	4050 (1787)	4030 (1828)	4030 (1828)	4050 (1787)	4050 (1787)	4030 (1828)	4030 (1828)	4050 (1787)
Length-in (mm)	156.1 (3966)	156.1 (3966)	156.1 (3966)	156.1 (3966)	156.1 (3966)	156.1 (3966)	156.1 (3966)	156.1 (3966)	156.1 (3966)	156.1 (3966)	156.1 (3966)	156.1 (3966)	156.1 (3966)	156.1 (3966)
Width-in (mm)	77.2 (1960)	77.2 (1960)	77.2 (1960)	77.2 (1960)	77.2 (1960)	77.2 (1960)	77.2 (1960)	77.2 (1960)	77.2 (1960)	77.2 (1960)	77.2 (1960)	77.2 (1960)	77.2 (1960)	77.2 (1960)
Height-in (mm)	74 (1980)	74 (1980)	74 (1980)	74 (1980)	74 (1980)	74 (1980)	74 (1980)	74 (1980)	74 (1980)	74 (1980)	74 (1980)	74 (1980)	74 (1980)	74 (1980)
Track Width-in (mm)	67.5 (1715)	67.5 (1715)	67.5 (1715)	67.5 (1715)	67.5 (1715)	67.5 (1715)	67.5 (1715)	67.5 (1715)	67.5 (1715)	67.5 (1715)	67.5 (1715)	67.5 (1715)	67.5 (1715)	67.5 (1715)
Max. Towing Speed- MPH (km/h)	55 (89)	55 (89)	55 (89)	55 (89)	55 (89)	55 (89)	55 (89)	55 (89)	55 (89)	55 (89)	55 (89)	55 (89)	55 (89)	55 (89)
Axle Rating-lbs (kg)	5000 (2268)	5000 (2268)	5000 (2268)	5000 (2268)	5000 (2268)	5000 (2268)	5000 (2268)	5000 (2268)	5000 (2268)	5000 (2268)	5000 (2268)	5000 (2268)	5000 (2268)	5000 (2268)
Tire Size	H78 x 15ST(D)	H78 x 15ST(D)	H78 x 15ST(D)	H78 x 15ST(D)	H78 x 15ST(D)	H78 x 15ST(D)	H78 x 15ST(D)	H78 x 15ST(D)	H78 x 15ST(D)	H78 x 15ST(D)	H78 x 15ST(D)	H78 x 15ST(D)	H78 x 15ST(D)	H78 x 15ST(D)

DLQ PACKAGE														
Working Weight-lbs (kg)	4195 (1903)	4175 (1894)	4175 (1894)	4195 (1903)	4175 (1894)	4175 (1894)	4195 (1903)	4175 (1894)	4175 (1894)	4195 (1903)	4195 (1903)	4175 (1894)	4175 (1894)	4195 (1903)
Dry Weight-lbs (kg)	3805 (1726)	3785 (1717)	3785 (1717)	3805 (1726)	3775 (1712)	3775 (1712)	3805 (1726)	3775 (1712)	3775 (1712)	3805 (1726)	3805 (1726)	3775 (1712)	3775 (1712)	3805 (1726)
Length-in (mm)	98.8 (2510)	98.8 (2510)	98.8 (2510)	98.8 (2510)	98.8 (2510)	98.8 (2510)	98.8 (2510)	98.8 (2510)	98.8 (2510)	98.8 (2510)	98.8 (2510)	98.8 (2510)	98.8 (2510)	98.8 (2510)
Width-in (mm)	59.3 (1506)	59.3 (1506)	59.3 (1506)	59.3 (1506)	59.3 (1506)	59.3 (1506)	59.3 (1506)	59.3 (1506)	59.3 (1506)	59.3 (1506)	59.3 (1506)	59.3 (1506)	59.3 (1506)	59.3 (1506)
Height-in (mm)	63.6 (1616)	63.6 (1616)	63.6 (1616)	63.6 (1616)	63.6 (1616)	63.6 (1616)	63.6 (1616)	63.6 (1616)	63.6 (1616)	63.6 (1616)	63.6 (1616)	63.6 (1616)	63.6 (1616)	63.6 (1616)

PERFORMANCE														
Fuel consumption 100% Load-GPH (l/h)	6.55 (24.8)	6.45 (24.4)	6.11 (23.1)	5.72 (21.7)	5.68 (21.5)	5.20 (19.7)	6.55 (24.8)	6.45 (24.4)	6.11 (23.1)	6.55 (24.8)	6.55 (24.8)	6.45 (24.4)	6.11 (23.1)	6.55 (24.8)
Max. Operating Altitude- ft (m)	10000 (3048)	10000 (3048)	10000 (3048)	10000 (3048)	10000 (3048)	10000 (3048)	10000 (3048)	10000 (3048)	10000 (3048)	10000 (3048)	10000 (3048)	10000 (3048)	10000 (3048)	10000 (3048)

* Weights include aftercooler, traps and filters.

The Sullair 600H AF, 750 AF, 750H AF, 825 AF, 900 AF, 900H AF, 1300H AF, 1450HH AF, 1600 AF and 1600H AF Portable Air Compressors with Aftercooler, Water-Condensate Traps and Filters

MODEL	600H AF	750 AF	750H AF	825 AF	900 AF	900H AF	1300H AF	1450HH AF	1600H AF
Actual Delivery-cfm (m ³ /min)	600 (17)	750 (21.2)	750 (21.2)	825 (23.4)	900 (25.5)	900 (25.5)	1300 (36.8)	1450 (41.1)	1600 (45.3)
Rated Pressure-psig (bar)	150 (10)	125 (9)	150 (10)	125 (9)	100 (7)	150 (10)	150 (10)	175 (12)	150 (10)
Pressure Range, min-psig (bar)	80 (5.5)	80 (5.5)	80 (5.5)	80 (5.5)	80 (5.5)	80 (5.5)	80 (5.5)	80 (5.5)	80 (5.5)
Pressure Range, maxi-psig (bar)	150 (10.3)	125 (8.6)	150 (10.3)	125 (8.6)	125 (8.6)	150 (10.3)	150 (10.3)	175 (12)	150 (10.3)

ENGINE	CAT C-9 ATAAC(T3)	CAT C-9 ATAAC(T3)	CAT C-9 ATAAC(T3)	CAT C-9 ATAAC(T3)	CAT C-9 ATAAC(T3)	CAT C-9 ATAAC(T3)	CAT C-15 ATAAC(T3)	CAT C-15 ATAAC(T3)	CAT C-15 ATAAC(T3)
Make and Model	CAT C-9 ATAAC(T3)	CAT C-9 ATAAC(T3)	CAT C-9 ATAAC(T3)	CAT C-9 ATAAC(T3)	CAT C-9 ATAAC(T3)	CAT C-9 ATAAC(T3)	CAT C-15 ATAAC(T3)	CAT C-15 ATAAC(T3)	CAT C-15 ATAAC(T3)
Operating Speed-rpm	1800	1800	1800	1800	1800	1800	1800	1800	1800
Available Power-BHP (kw)	300 (224)	300 (224)	300 (224)	300 (224)	300 (224)	300 (224)	475 (354)	540 (403)	540 (403)
Displacement-in ³ (cm ³)	538 (886)	538 (886)	538 (886)	538 (886)	538 (886)	538 (886)	928 (15207)	928 (15207)	928 (15207)
Cooling System									
Capacity-gal (l)	14.0 (53.0)	14.0 (53.0)	16.0 (60.6)	16.0 (60.6)	16.0 (60.6)	16.0 (60.6)	32 (121.1)	32 (121.1)	32 (121.1)
Engine Oil Capacity-Qts (l)	22 (20.8)	22 (20.8)	22 (20.8)	22 (20.8)	22 (20.8)	22 (20.8)	36 (34.1)	36 (34.1)	36 (34.1)
Fuel Tank Capacity-gal (l)	120 (454.2)	120 (454.2)	120 (454.2)	120 (454.2)	120 (454.2)	120 (454.2)	190 (719.2)	190 (719.2)	190 (719.2)
Electrical System Voltage-V	24	24	24	24	24	24	24	24	24
Battery Rating-CCA	1010/ea.	1010/ea.	1010/ea.	1010/ea.	1010/ea.	1010/ea.	1125/ea.	1125/ea.	1125/ea.

COMPRESSOR	(1) 2"NPT	(1) 2"NPT	(1) 2"NPT	(1) 2"NPT	(1) 2" NPT	(1) 2" NPT	(2) 3" NPT	(2) 3" NPT	(2) 3" NPT
Service Valves-No. & (Size)	(1) 2"NPT	(1) 2"NPT	(1) 2"NPT	(1) 2"NPT	(1) 2" NPT	(1) 2" NPT	(2) 3" NPT	(2) 3" NPT	(2) 3" NPT
Compressor Oil Capacity-gal (l)	21 (79.5)	21 (79.5)	21 (79.5)	21 (79.5)	21 (79.5)	21 (79.5)	45 (170.3)	45 (170.3)	45 (170.3)
Receiver Tank Volume-ft ³ (m ³)	8.1 (0.23)	8.1 (0.23)	8.1 (0.23)	8.1 (0.23)	8.1 (0.23)	8.1 (0.23)	20 (0.57)	20 (0.57)	20 (0.57)

DTQ PACKAGE-TANDEM AXLE	10350 (4695)	10350 (4695)	10600 (4808)	10600 (4808)	10600 (4808)	10600 (4808)	16620 (7539)	16620 (7539)	16620 (7539)
Working Weight-lbs (kg)	10350 (4695)	10350 (4695)	10600 (4808)	10600 (4808)	10600 (4808)	10600 (4808)	16620 (7539)	16620 (7539)	16620 (7539)
Length-in (mm)	191 (4851)	191 (4851)	191 (4851)	191 (4851)	191 (4851)	191 (4851)	240 (6096)	240 (6096)	240 (6096)
Width-in (mm)	87 (2210)	87 (2210)	87 (2210)	87 (2210)	87 (2210)	87 (2210)	88 (2235)	88 (2235)	88 (2235)
Height-in (mm)	83 (2108)	83 (2108)	83 (2108)	83 (2108)	83 (2108)	83 (2108)	93 (2362)	93 (2362)	93 (2362)
Track Width-in (mm)	77 (1956)	77 (1956)	77 (1956)	77 (1956)	77 (1956)	77 (1956)	77 (1956)	77 (1956)	77 (1956)
Max. Towing Speed-MPH (km/h)	55 (89)	55 (89)	55 (89)	55 (89)	55 (89)	55 (89)	55 (89)	55 (89)	55 (89)
Axle Rating (each)-lbs (kg)	6000 (2722)	6000 (2722)	6000 (2722)	6000 (2722)	6000 (2722)	6000 (2722)	6000 (2722)	6000 (2722)	6000 (2722)
Tire Size	ST235/80R16 (E)	ST235/80R16 (E)	ST235/80R16 (E)	ST235/80R16 (E)	ST235/80R16 (E)	ST235/80R16 (E)	9.5 x 16.5 LT(E)	9.5 x 16.5 LT(E)	9.5 x 16.5 LT(E)

DWQ PACKAGE-4 WHEEL	10500 (4763)	10500 (4763)	10320 (4681)	10750 (4876)	10750 (4876)	10750 (4876)	16290 (7389)	16290 (7389)	16290 (7389)
Working Weight-lbs (kg)	10500 (4763)	10500 (4763)	10320 (4681)	10750 (4876)	10750 (4876)	10750 (4876)	16290 (7389)	16290 (7389)	16290 (7389)
Length-in (mm)	204 (5182)	204 (5182)	204 (5182)	204 (5182)	204 (5182)	204 (5182)	244 (6198)	244 (6198)	244 (6198)
Width-in (mm)	87 (2210)	87 (2210)	87 (2210)	87 (2210)	87 (2210)	87 (2210)	88 (2235)	88 (2235)	88 (2235)
Height-in (mm)	89 (2261)	89 (2261)	89 (2261)	89 (2261)	89 (2261)	89 (2261)	101 (2565)	101 (2565)	101 (2565)
Track Width-in (mm)	79.5 (2019)	79.5 (2019)	79.5 (2019)	79.5 (2019)	79.5 (2019)	79.5 (2019)	78 (1981)	78 (1981)	78 (1981)
Axle Rating (each)-lbs (kg)	6000 (2722)	6000 (2722)	6000 (2722)	6000 (2722)	6000 (2722)	6000 (2722)	12000 (5443)	12000 (5443)	12000 (5443)
Tire Size	8.75 x 16.5(D)	8.75 x 16.5(D)	8.75 x 16.5(D)	8.75 x 16.5(D)	8.75 x 16.5(D)	8.75 x 16.5(D)	8.25 x 15TR (F)	8.25 x 15TR (F)	8.25 x 15TR (F)

DLQ PACKAGE	9375 (4252)	9375 (4252)	9625 (4366)	9625 (4366)	9625 (4366)	9625 (4366)	15640 (7094)	16220 (7357)	16220 (7357)
Working Weight-lbs (kg)	9375 (4252)	9375 (4252)	9625 (4366)	9625 (4366)	9625 (4366)	9625 (4366)	15640 (7094)	16220 (7357)	16220 (7357)
Length-in (mm)	131 (3327)	131 (3327)	131 (3327)	131 (3327)	131 (3327)	131 (3327)	179 (4547)	179 (4547)	179 (4547)
Width-in (mm)	87 (2210)	87 (2210)	87 (2210)	87 (2210)	87 (2210)	87 (2210)	88 (2235)	88 (2235)	88 (2235)
Height-in (mm)	72 (1829)	72 (1829)	72 (1829)	72 (1829)	72 (1829)	72 (1829)	83 (2108)	83 (2108)	83 (2108)

PERFORMANCE	9.31 (35.2)	12.7 (48.1)	11.6 (43.9)	11.67 (44.2)	11.67 (44.2)	12.7 (48.1)	20 (75.7)	24.8 (93.9)	24.8 (93.9)
Fuel consumption 100% Load-GPH (l/h)	9.31 (35.2)	12.7 (48.1)	11.6 (43.9)	11.67 (44.2)	11.67 (44.2)	12.7 (48.1)	20 (75.7)	24.8 (93.9)	24.8 (93.9)
Max. Operating Altitude-ft (m)	10500 (3200)	10500 (3200)	10500 (3200)	10500 (3200)	10500 (3200)	10500 (3200)	10000 (3048)	10500 (3200)	10500 (3200)

* Weights include aftercooler, traps and filters. ** Add 8 in. (00 mm) for exhaust.



Sullair Corporation
3700 East Michigan Boulevard
Michigan City, IN 46360
Telephone: 219-879-5451
www.sullair.com

Sullair Corporation is a subsidiary of Hamilton Sundstrand Corporation, a United Technologies Company. (NYSE: UTX)
© Copyright 2011 Sullair Corporation. All rights reserved.
The color green is a registered trademark of Sullair Corporation.
Specifications subject to change without notice.
SSL-1137 1101R2.5



The paper used in printing this literature was manufactured using recycled fiber, either pre-consumer or post-consumer waste, therefore less harmful to the environment because less virgin fiber is used, thereby reducing tree harvesting, water usage, energy consumption, emission of greenhouse gases and pollution.